

SAWF

# eTMS Manual

Medical

## Contents

Medical .....	2
Physical Medical Examination .....	2
Calling Wrestlers Medical Examination Information on eTMS .....	2
Using a barcode scanner .....	2
Entering the Barcode ID Manually .....	3
Capturing Medical Examination Information on eTMS .....	4
Medical Pass – No Strapping or TUE Certificate .....	5
Medical Pass - With Strapping.....	5
Medical Pass with TUE certificate.....	6
Medical Fail.....	6
Medical Examination Already Completed .....	7
Wrestler missed medical and try to weigh in .....	7
Printing and Availability of Strapping and TUE Forms.....	8

## Medical

Each wrestler entered into the tournament will be issued with a weigh in card for each entry.

	<b>SAWF Senior Trials</b>	
	Primrose Wrestling Club	
	2016-01-23	<b>TEAM: GEW</b>
		<b>Category: Senior</b>
		<b>Bracket: U/59kg</b>
		<b>Style: Greco-Roman</b>
Male	<b>2</b>	
Coetzee, Marco		
Boksburg Wrestling Club		
<b>Weigh-In Card</b>	 <small>17PLE2860</small>	

The card will contain a barcode that is unique to the entry and tournament. (i.e. If this wrestler entered for the FS U/57kg bracket he will have a separate card and entry for that bracket entry).

The wrestler will use this card to activate his medical and weigh in for the specific tournament.

## Physical Medical Examination

After the medical examination is completed by the medical official on duty for the tournament, the medical official will take the weigh in card and hand it to the official responsible confirming and capturing the medical examination information into eTMS.

## Calling Wrestlers Medical Examination Information on eTMS

### Using a barcode scanner

The medical official responsible for capturing scans the barcode.

eTMS will populate the barcode id field and display the wrestler's entry information screen for medical examination.

Scan Barcode:

---

**Medical Examination**

Please scan member barcode

Please complete medical examination and click on the appropriate result button

Medical Examination

Coetzee, Marco  
 ID : 09WS000859  
 Date of Birth : 1993-01-29  
 Age : 20+  
 Registered for 2 Bracket(s)

Greco-Roman , Senior , U/59kg   
 Freestyle , Senior , U/57kg

Current Bracket Medical : Freestyle Senior U/57kg

Medical Fail

Fail Reason :

Medical Pass

Strapping :  TUE :

Strapping Detail :

Tue Detail :

### Entering the Barcode ID Manually

For those tournaments that do not have Barcode Scanners the user can populate the Barcode ID field manually using the number directly under the barcode on the weigh in card and then click on the 'SEARCH' button.



eTMS will display the wrestler's entry information screen for medical examination.

Scan Barcode:

Medical Examination

Please scan member barcode

Please complete medical examination and click on the appropriate result button

Medical Examination

Coetzee, Marco  
 ID : 09WS000859  
 Date of Birth : 1993-01-29  
 Age : 20+  
 Registered for 2 Bracket(s)

Greco-Roman , Senior , U/59kg   
 Freestyle , Senior , U/57kg

Current Bracket Medical : Freestyle Senior U/57kg

Medical Fail

Fail Reason :

Medical Pass

Strapping :  TUE :

Strapping Detail :

Tue Detail :

## Capturing Medical Examination Information on eTMS

eTMS will display the wrestler's photo, name, registration number, date of birth and age on the left hand side of the screen, this information can be used to verify that the correct wrestler is going through medical with the correct weigh in card.

*Medical will only be done once, regardless of how many brackets the wrestler has registered for and any one of the weigh in cards for the specific wrestler may be used at the medical station.*

**(Note:** Weigh-in Cards are unique to tournaments and cannot be used at any other tournaments.)


Medical Examination

**Coetzee, Marco**

ID : 09WS000859

Date of Birth : 1993-01-29

Age : 20+



Also on the left hand side of the screen eTMS will display all the brackets the wrestler has registered for.

Registered for 2 Bracket(s)

Greco-Roman , Senior , U/59kg	Withdraw
Freestyle , Senior , U/57kg	Withdraw

**(Note:** The wrestler can withdraw for one or all of the brackets registered for. The official responsible clicks on the 'Withdraw' button next to the bracket the wrestler would like to withdraw from.)

### Medical Pass – No Strapping or TUE Certificate

After confirming that the wrestler has no strapping requirements or needs to submit a TUE certificate the medical official clicks on the green ‘Pass’ button and the wrestler moves to the weigh in station.

Medical Pass

Strapping :  TUE :

Strapping Detail :

Tue Detail :

Pass

### Medical Pass - With Strapping

Should the wrestler pass his medical, but wants to strap with consent from the medical official who performed the examination, use the block ‘Strapping Detail’ under the ‘Medical Pass’ to type in the strapping details, as well as ticking the box next to ‘Strapping’.

Select the green ‘Pass’ button, to accept the medical and the wrestler moves to the weigh in station.

Medical Pass

Strapping :  TUE :

Strapping Detail :

Tue Detail :

Pass

### Medical Pass with TUE certificate

Should the wrestler pass his medical, but has a valid TUE certificate to hand in use the block 'TUE Detail' under the 'Medical Pass' to type in a short description of the TUE details, as well as ticking the box next to 'TUE'.

Select the green 'Pass' button, to accept the medical and the wrestler moves to the weigh in station.

Medical Pass

Strapping :  TUE :

Strapping Detail :

Tue Detail :

Pass

### Medical Fail

Should the wrestler fail his medical the reason must be supplied in the 'Fail Reason' block.

Select the red 'Fail' button, to accept the medical failure and terminate the wrestler's participation.

*(Note: The medical official responsible for the data capturing **MUST** make 100% sure that the wrestler did fail his medical as his participation in all bracket for this tournament will be terminated once the 'Fail' button was selected.)*

Medical Fail

Fail Reason :

Fail

## Medical Examination Already Completed

If the wrestler has already passed his medical and any one of his cards is scanned at the medical stations again the following message will be displayed – ‘Member medical status completed for Bracket’ and the wrestler moves to the weigh in station.

Medical Examination

**Coetzee, Marco**

ID : 09WS000859


Date of Birth : 1993-01-29

Age : 20+

Registered for 2 Bracket(s)

Greco-Roman , Senior , U/59kg Withdraw

Freestyle , Senior , U/57kg Withdraw



Member medical status completed for Bracket:

Freestyle Senior U/57kg

## Wrestler missed medical and try to weigh in

If the wrestler skips the medical examination and moves directly to the weigh in station the following message will be displayed at the weigh in station when he presents his card – ‘Medical Check has not been completed’ and the weigh in officials will send him back to the medical station.

Weigh-in

**Coetzer, Jeanne Marie**


ID : 10WS001874

Date of Birth : 1987-05-03

Age : 20+

Registered for 1 Bracket(s)

Female , Senior , 58 - 60kg Withdraw



Medical Check has not been completed

Please weight the member and enter the appropriate result



## Printing and Availability of Strapping and TUE Forms

After the weigh in process has been finalised the tournament secretary will print the strapping list for the officials and it is also available throughout the day on the eTMS system.

Strapping Report for tournament : SAWF Senior Trials							
ID	Member Name	Team	Club	Style	Category	Bracket	Strapping Detail
1	Coetzee, Gert Cornelius Johannes	GNW	Rustenburg Wrestling Club	Freestyle	Senior	61 - 65kg	Left Shoulder
2	Coetzee, Marco	GEW	Boksburg Wrestling Club	Greco-Roman	Senior	U/59kg	Right Knee
3	Coetzee, Marco	GEW	Boksburg Wrestling Club	Freestyle	Senior	U/57kg	Right Knee